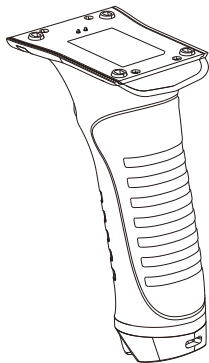
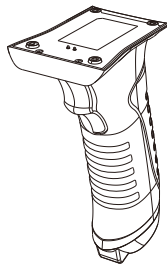


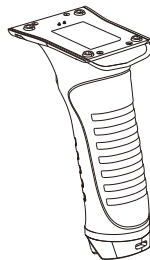
## ME74 Pistol Grip Quick Start Guide



### Overview



Front

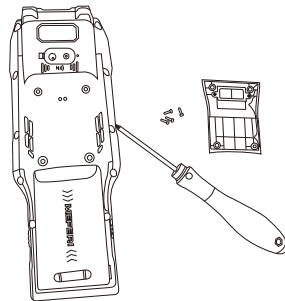


Side

### Instruction manual

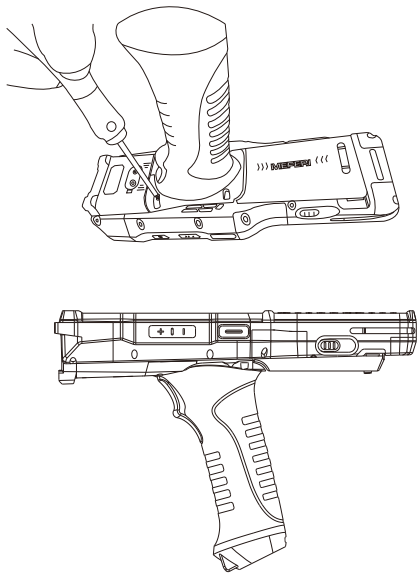
#### a) Remove the rear case decorative cover:

Use a T6 screwdriver to remove the screws of the ME74 device.



**b) Install Pistol Grip:**

Continue to use the T6 screwdriver and use the removed screws to fix the pistol grip in the original position of the decorative cover to achieve a 1:1 replacement of the rear shell decorative cover and pistol grip.



**c) Pistol Grip Strap connection:**

The drawstring end of the hand strap is connected to the handle, and the buckle end is connected to the ME74 device.

