
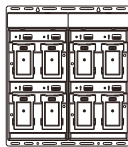


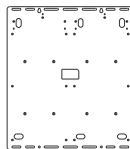
ME74 8-Slot Battery Charger Quick Start Guide



Overview



Front



Back

Instruction manual

Connect the 12V/5A power supply adapter to the DC interface on the side of the 8-slot battery charger, and then insert the battery into it according to the images on the 8-slot Battery Charger. When the battery is charging, the status LED indicator next to the battery is red, and green when fully charged. To charge the batteries, all slots can be used either individually or at the same time. When the battery is fully charged, remove it by picking up the sides in the recesses with your fingers.

